


TYPE ED210 REGULATOR ELECTRONIC MODULATION

DELIVERY PRESSURES to 150 PSIG

APPLICATION DATA

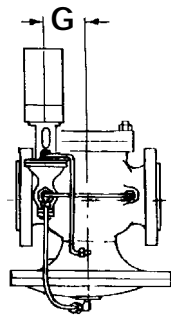
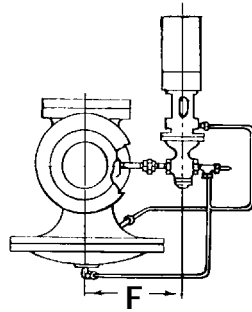
- Main Valve adapted to 4-20 mA Signal
- Requires balanced Main Valve



TYPE ED210 ELECTRONIC
MODULATING REGULATOR

DIMENSIONS inches (mm)

SIZE	F	G
3/8 (10)	5 3/8 (136)	1 1/4 (32)
1/2 (15)	5 3/8 (136)	1 1/4 (32)
3/4 (20)	5 5/8 (143)	1 3/8 (35)
1 (25)	5 3/4 (146)	1 1/2 (38)
1 1/4 (32)	6 (152)	1 7/8 (48)
1 1/2 (40)	6 1/4 (159)	2 (51)
2 (50)	6 5/8 (168)	2 1/8 (54)
2 1/2 (654)	6 3/4 (171)	2 3/8 (60)
3 (80)	7 1/4 (184)	2 3/4 (70)
4 (100)	8 (203)	3 1/2 (89)
5 (125)	9 (229)	3 1/2 (89)
6 (150)	9 7/8 (251)	4 (102)
8 (200)	10 1/2 (267)	6 1/4 (159)
10 (250)	12 1/2 (318)	6 (152)
12 (300)	14 (356)	8 1/2 (216)



Valve is tapped so that
Pilot may be mounted on
either side.

TYPE ED210 REGULATOR

VALVE INFO
PAGE 28

PILOT INFO
PAGE 72