



# 125Y SERIES

## BRONZE, CAST IRON Y STRAINERS

### NPT, SWEAT ENDS, FLANGED

PRESSURES TO 200 PSIG (13.8 BARG)  
TEMPERATURES TO 450°F (232°C)

#### APPLICATIONS

- Steam, liquid, gas and oil service
- Power industry
- Pulp and paper
- Chemical industry
- Metal & Mining
- Water & Waste

#### OPTIONS

- Other perforated screens and mesh liners
- Other drain connections and gasket materials
- Oxygen cleaning
- Special internal/external coatings and linings
- Contact factory for other options

#### APPLICABLE CODES

- ANSI B16.1
- ANSI B16.15

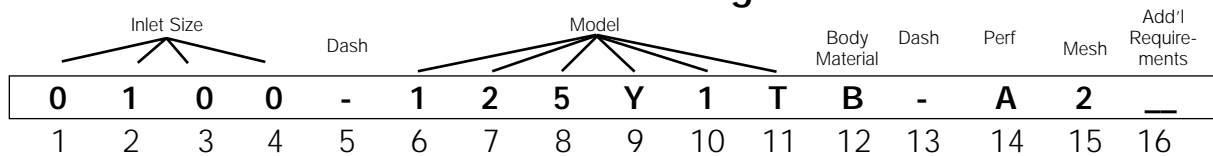
Canadian Registration OEO591.9C for CI 125Y2F

- ANSI 125# rated strainers
- NPT, SE and FF flanges in accordance with ASME 16.1 and 16.15
- One piece cast body
- Upper and lower machined seats
- Generous screen area and properly proportioned straining chamber to minimize initial pressure drop while maximizing time between cleanings.

#### MODELS

- 125Y1T - Bronze, NPT, Threaded Cover
- 125Y1E - Bronze, Sweat Ends, Threaded Cover
- 125Y2F - Cast Iron, Flanged, Bolted Cover

### 125Y Series Ordering Code



<b>Inlet Size</b> - Position 1 - 4
0038 - 3/8"
0050 - 1/2"
0075 - 3/4"
0100 - 1"
0125 - 1 1/4"
0150 - 1 1/2"
0200 - 2"
0250 - 2 1/2"
0300 - 3"
0400 - 4"
0500 - 5"
0600 - 6"
0800 - 8"
1000 - 10"
1200 - 12"
1400 - 14"
1600 - 16"

<b>Dash</b> - Position 5
<b>Model</b> - Position 6 - 11
125Y1T
125Y1E
125Y2F
<b>Body Material</b> - Position 12
I - Cast Iron
B - Bronze
<b>Dash</b> - Position 13

<b>Perf</b> <sup>1</sup> - Position 14
<b>304 SS Material</b> <sup>2</sup>
A - No Perf
1 - 1/32"
B - 3/64"
4 - 1/8"
5 - 3/32"
6 - 3/16"
7 - 7/32"
8 - 1/4"
9 - 3/8"

<b>Mesh</b> <sup>1,2</sup> - Position 15
<b>Leave Blank If Not Required (std Y2F)</b>
1 - 10
2 - 20
3 - 30
4 - 40
5 - 50
6 - 60
7 - 80
8 - 100
9 - 120

<b>Add'l Requirements</b> - Position 16
<b>Leave Blank If not Required</b>
D - Special Drain Size
F - Silicon Free
G - Special Gaskets
T - Special Testing
X - Oxygen Cleaning
Y - Other and / or Multiple Specials
<b>Indicate Specials Clearly On the Order</b>

1. Standard Screens: Y1T, Y1E—20 mesh, Y2F < 3"—3/64" perf, Y2F > 3"—1/8" perf  
2. For other screen materials contact factory.

# 125Y1 SERIES BRONZE Y STRAINERS NPT, SWEAT ENDS

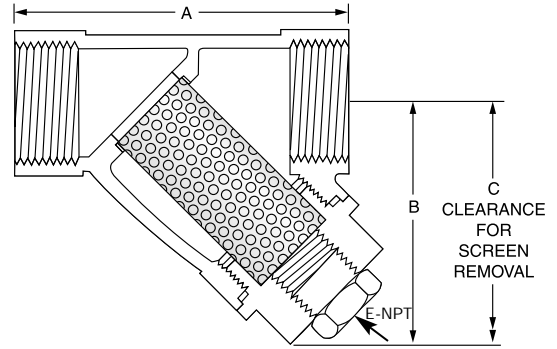
## SPECIFICATION

Y Strainer shall be straight flow design with NPT or Sweat Ends inlet/outlet connections. The strainer shall be rated to ANSI 125 PSIG rating in accordance with ANSI B16.15. The Strainer shall be bronze body and the screen shall be size \_\_\_\_\_ mesh 304 SS. The strainer shall have an inlet size of \_\_\_\_\_ and Open Area Ratio of \_\_\_\_\_. The Y Strainer shall be SSI 125Y1 Series.

## MATERIALS OF CONSTRUCTION

Body .....	Bronze B584
Cover .....	Bronze B584
Screen <sup>1</sup> .....	304 SS Mesh
Plug .....	Bronze B584
Gasket <sup>1</sup> .....	Garlock 2900

1. Recommended Spare Parts



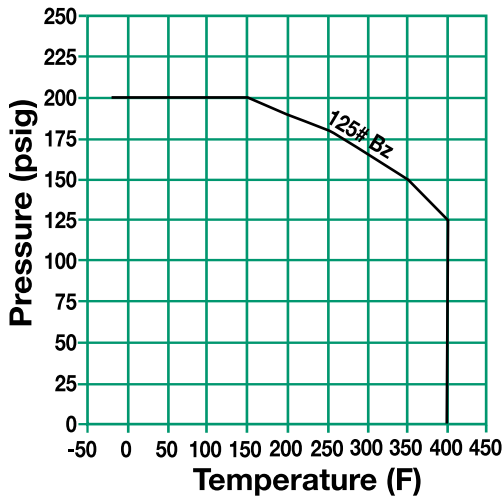
Connections:  
3/8" – 3" NPT or Sweat Ends

Note: For Butt weld sizes please indicate pipe schedule on the order.

## SCREEN OPENINGS

SIZE	STANDARD SCREEN	MATERIALS
3/8" – 3"	20 Mesh	304 SS

**PRESSURE/TEMPERATURE CHART**  
ANSI B16.15



## DIMENSIONS inches (mm) AND WEIGHTS pounds (kg)

SIZE	A	B	C	E	WEIGHT
3/8 (10)	3/4 (82)	2 1/8 (55)	3 1/2 (89)	3/8 (10)	.8 (.36)
1/2 (15)	3/4 (82)	2 1/8 (55)	3 1/2 (89)	3/8 (10)	1.0 (.25)
3/4 (20)	4 (100)	2 3/4 (70)	4 1/2 (114)	3/8 (10)	1.2 (.60)
1 (25)	4 1/2 (115)	3 (75)	5 (127)	1/2 (15)	1.6 (.73)
1 1/4 (32)	5 3/8 (136)	3 9/16 (90)	5 3/4 (146)	1/2 (15)	2.5 (1.1)
1 1/2 (40)	6 5/16 (160)	3 7/8 (98)	6 3/8 (162)	1/2 (15)	3.4 (1.6)
2 (50)	7 1/2 (191)	5 7/16 (138)	9 1/8 (230)	1/2 (15)	5.8 (2.6)
2 1/2 (65)	9 1/8 (230)	5 15/16 (151)	10 (254)	1/2 (15)	10.2 (4.6)
3 (80)	10 3/8 (259)	6 5/16 (160)	10 3/8 (264)	1/2 (15)	13.7 (6.2)

Dimensions shown are subject to change. Consult factory for certified drawings when required.

**125Y SERIES  
STRAINERS**

# 125Y2 SERIES CAST IRON Y STRAINERS FLANGED

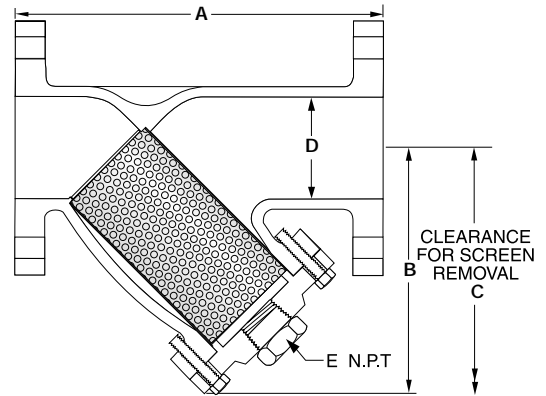
## SPECIFICATION

Y Strainer shall be straight flow design with FF Flanged inlet/outlet connections. The strainer shall be rated to ANSI 125 PSIG rating in accordance with ANSI B16.1. The Strainer shall be Cast Iron body and the screen shall be size \_\_\_\_\_ perforated 304 SS. The strainer shall be have an inlet size of \_\_\_\_\_ and Open Area Ratio of \_\_\_\_\_. The Y Strainer shall be SSI 125Y2 Series.

## MATERIALS OF CONSTRUCTION

Body .....	Cast Iron A126-B
Cover .....	Cast Iron A126-B
Screen <sup>1</sup> .....	304 SS
Plug .....	Cast Iron A126-B
Gasket <sup>1</sup> .....	Graphite
Bolt/Stud <sup>2</sup> .....	A307-B
Nut <sup>2</sup> .....	A563

1. Recommended Spare Parts
2. Materials of equivalent strength may be substituted

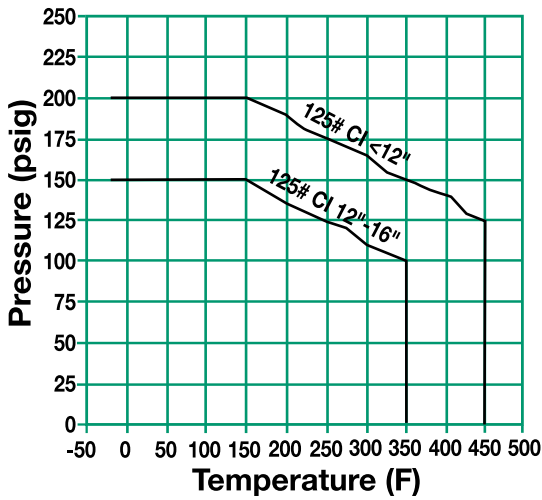


Connections:  
2" - 16" FF Flanged

## SCREEN OPENINGS

SIZE	STANDARD SCREEN	MATERIALS
2" - 3"	3/64" Perf	304 SS
4" - 16"	1/8" Perf	304 SS

**PRESSURE/TEMPERATURE CHART**  
ASME B16.1



**DIMENSIONS** inches (mm)  
**AND WEIGHTS** pounds (kg)

SIZE	A	B	C	D	E	WEIGHT
2 (50)	8 5/8 (226)	6 1/8 (156)	8 1/2 (216)	2 (51)	1/2 (15)	22 (10)
2 1/2 (65)	10 3/4 (273)	8 5/8 (205)	11 1/4 (286)	2 1/2 (64)	1 (25)	35 (16)
3 (80)	11 5/8 (295)	8 1/2 (216)	12 1/4 (311)	3 (76)	1 (25)	43 (20)
4 (100)	13 5/8 (353)	9 5/8 (245)	13 3/8 (340)	4 (102)	1 (25)	75 (34)
5 (125)	16 5/8 (416)	11 5/8 (295)	16 1/8 (410)	5 (127)	1 1/4 (32)	115 (52)
6 (150)	18 1/2 (470)	12 5/8 (321)	17 1/8 (449)	6 (152)	1 1/2 (40)	154 (70)
8 (200)	21 5/8 (543)	16 3/8 (416)	23 (584)	8 (203)	1 1/2 (40)	243 (110)
10 (250)	26 (660)	19 1/8 (486)	26 1/8 (678)	10 (254)	2 (50)	390 (177)
12 (300)	30 (762)	22 1/8 (559)	31 (787)	12 (305)	2 (50)	650 (295)
14 (350)	37 5/8 (949)	30 1/8 (780)	41 (1041)	14 (356)	2 (50)	815 (370)
16 (400)	42 1/2 (1080)	33 1/8 (840)	46 (1168)	16 (406)	2 (50)	1224 (555)

Dimensions shown are subject to change. Consult factory for certified drawings when required.

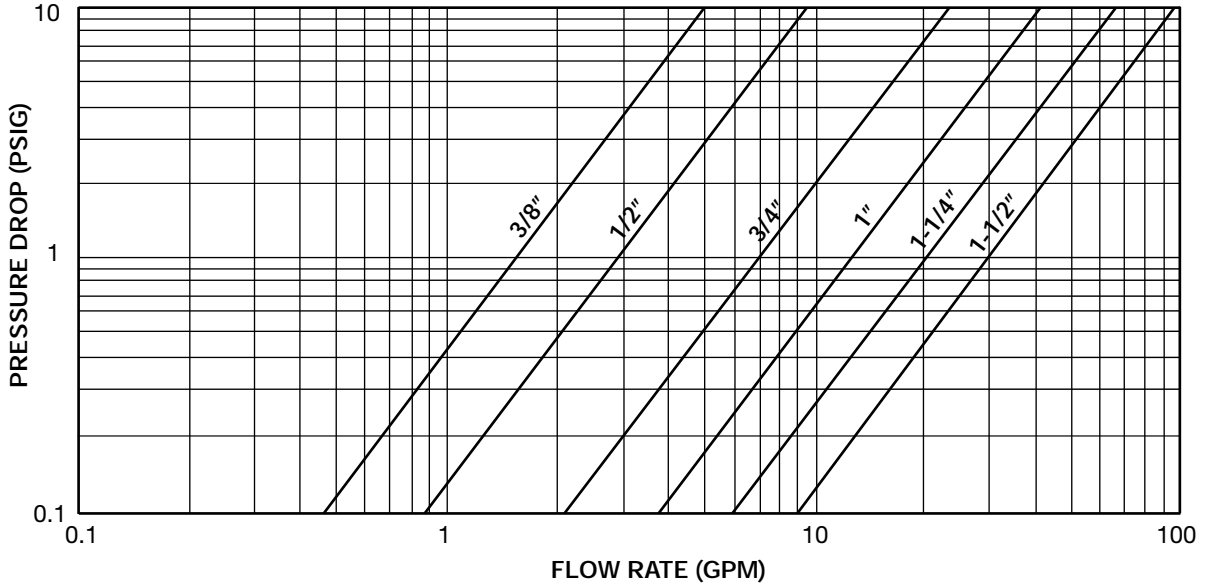
125Y SERIES  
STRAINERS

# 125Y SERIES BRONZE, CAST IRON

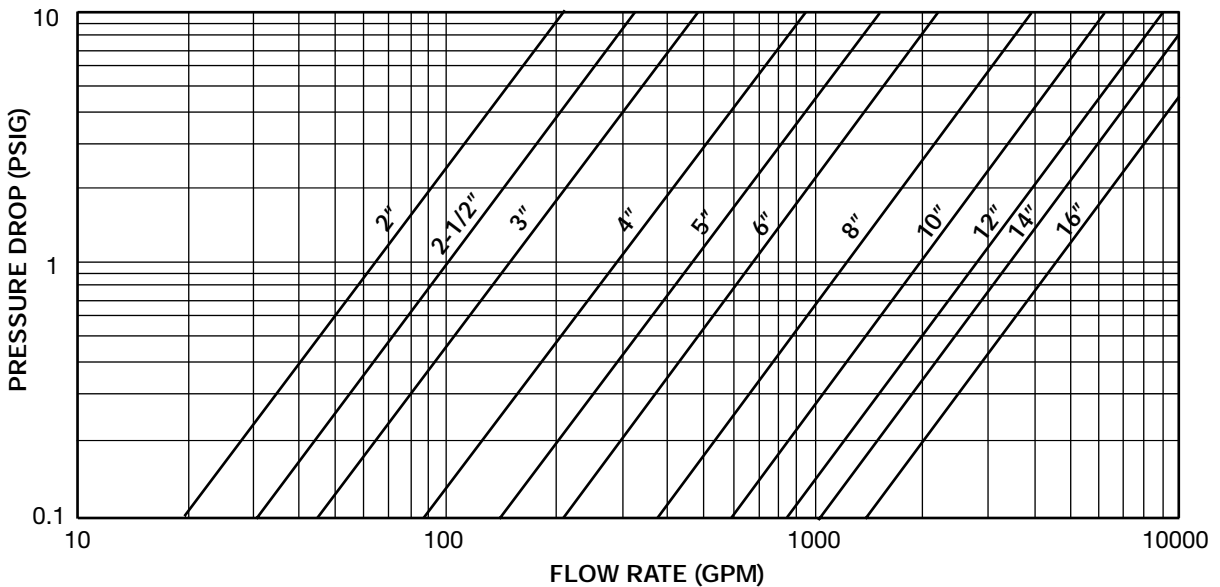
## PRESSURE DROP VS FLOW RATE

Water Service, Clean Basket, 1/32" - 1/4" Perforated Screen\*

(Sizes 3/8" - 1 1/2")



(Sizes 2" - 16")



\* For Gas, Steam or Air service, consult factory.

125Y SERIES  
STRAINERS

Steam Service Pressure Drop  
Page 433

Correction Factors for Other Viscous  
Liquids and/or Mesh Liners Page 432

Correction Factors for  
Clogged Screens Page 432