

High Performance Double Offset  
Butterfly Valves



 AGFT COMPANY

## Elite 400 Series

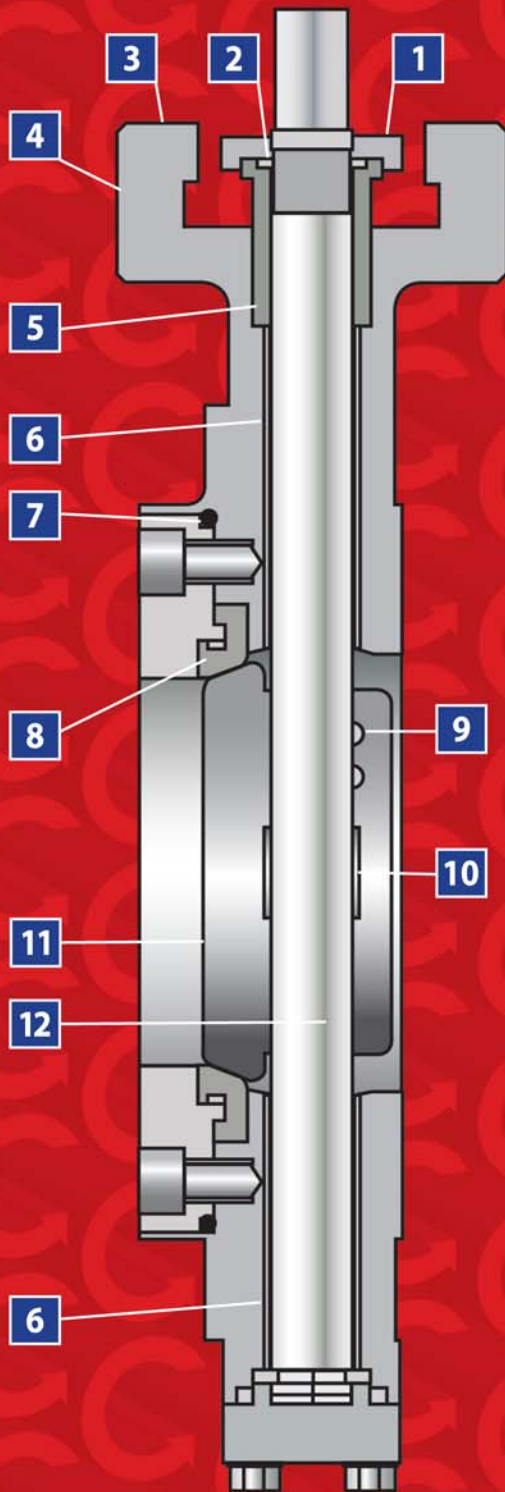


Sizes  
2" - 24"



**ABZ VALVES & CONTROLS**  
PO Box 157 • 113 W. Main • Madison, KS 66860  
620-437-2440 • FAX 620-437-2435  
[www.abzvalve.com](http://www.abzvalve.com) • [info@abzvalve.com](mailto:info@abzvalve.com)

# Elite 400 Series High Performance Double Offset Butterfly Valve



## FEATURE AND BENEFITS

**1** Underneath Drawn Gland Packing – Allows for ease of user adjustment to the gland nuts and direct mounting of actuation.

**2** Stem Retention System – Provides positive stem retention above the packing.

**3** Mounting Flange – Designed to direct mount actuation for ease of installation and cost saving.

**4** Body is available in Wafer and Lug.

**5** Packing – PTFE is a cup and cone system.

**6** Bearings – Made of 316 stainless steel sleeves impregnated with RTFE to ensure long service life.

**7** Seat Retainer – The heavy-duty retainer plate and cap screws provide a full rated bi-directional dead end service valve. The seat retainer seal prevents leakage to the atmosphere past the retainer plate and body.

**8** Seat – Utilizes a solid soft seat with a unique channel design. This advanced design provides a bi-directional interference and pressure-assisted seal. This achieves maximum seal at low or high pressures while preventing the seat from bending or deflecting downstream.

**9** Disc Taper Pins – Pins are offset from the center of the stem, which places them in compression rather than in shear. This gives them a yield point greater than the stem itself. Pins are welded in place after final assembly and testing.

**10** Integrally Cast Disc Position Stop – Machined position stop in the body locates the disc in the seat to achieve maximum seat and seal life.

**11** Disk – Cast from 316 Stainless Steel (CF8M – A351), and engineered to allow for quick release from the seat. The disc has a heavy duty low cavitation cross section connection to the stem. This results in lower torques and smoother operations.

**12** Stem – Manufactured of high strength 17-4 PH Stainless Steel to provide maximum strength and stability for high torque applications.

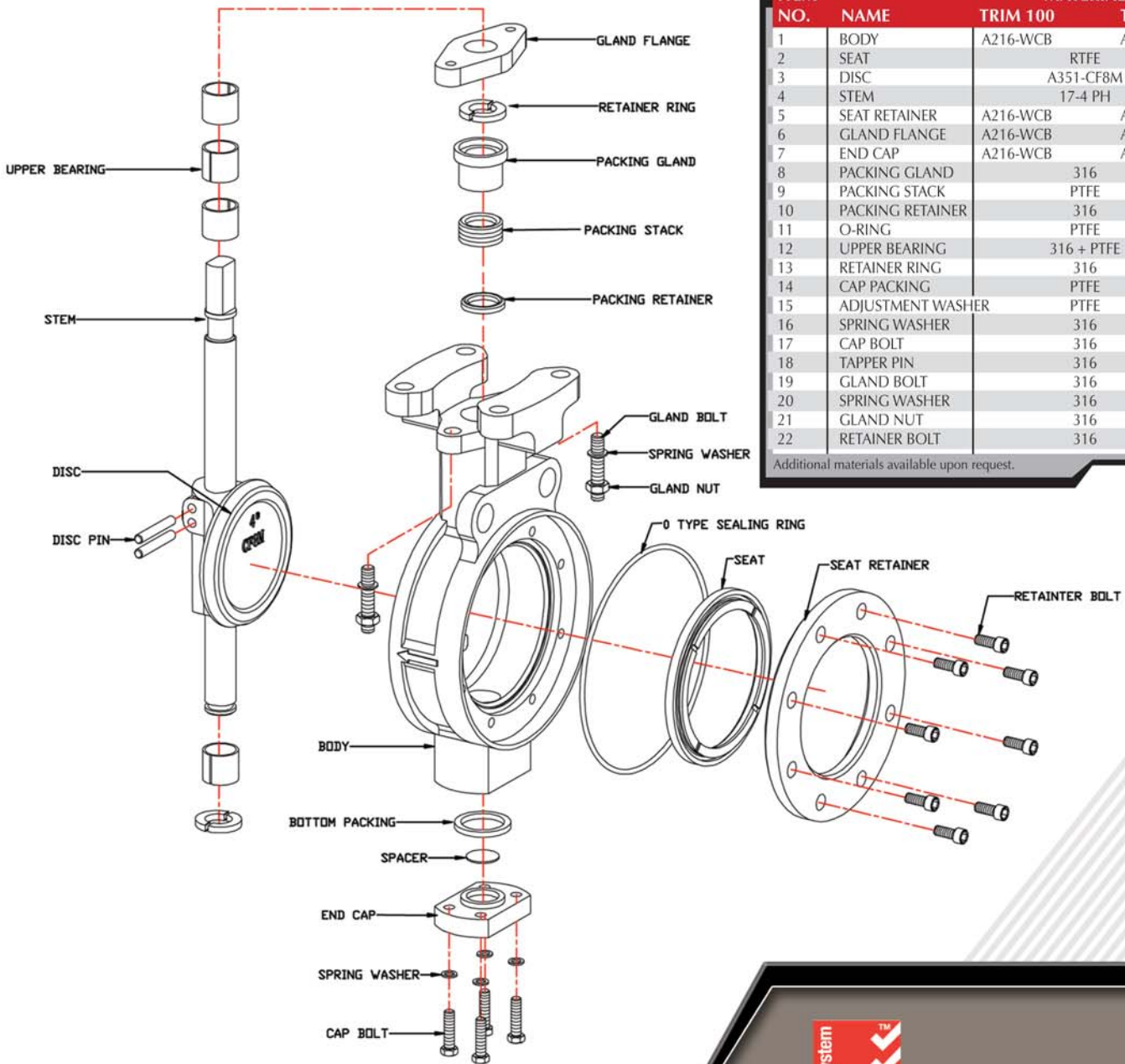

**411** is a 150 Class Wafer

**412** is a 150 Class Lug

**431** is a 300 Class Wafer

**432** is a 300 Class Lug





**PARTS SCHEDULE**

ITEM NO.	NAME	MATERIAL		NO REQ'D
		TRIM 100	TRIM 102	
1	BODY	A216-WCB	A351-CF8M	1
2	SEAT		RTFE	1
3	DISC		A351-CF8M	1
4	STEM		17-4 PH	1
5	SEAT RETAINER	A216-WCB	A351-CF8M	1
6	GLAND FLANGE	A216-WCB	A351-CF8M	1
7	END CAP	A216-WCB	A351-CF8M	1
8	PACKING GLAND		316	1
9	PACKING STACK		PTFE	1 SET
10	PACKING RETAINER		316	1
11	O-RING		PTFE	1
12	UPPER BEARING		316 + PTFE	1 SET
13	RETAINER RING		316	1
14	CAP PACKING		PTFE	2
15	ADJUSTMENT WASHER		PTFE	1
16	SPRING WASHER		316	4
17	CAP BOLT		316	4
18	TAPPER PIN		316	2
19	GLAND BOLT		316	2
20	SPRING WASHER		316	2
21	GLAND NUT		316	2
22	RETAINER BOLT		316	1 SET

Additional materials available upon request.



## Standard Production Range

	ANSI CLASS 150	ANSI CLASS 300
PSI RATING	285	740
SIZE - INCH	2"-24"	2"-24"
DESIGN SPECIFICATIONS	API 609	
TESTING	API 598	
FACE TO FACE SPECIFICATIONS	ANSI B16.10 / API 609	
END FLANGE SPECIFICATIONS	ASME B16.5: CLASS 150, 300 JIS B2210: 10K, 16K, 20K DIN ISO: PN10, PN16, PN25, PN40	
CONNECTION	WAFER / LUGGED	
ACTUATOR - MANUAL	LEVER HANDLE WORM GEAR OPERATOR	
ACTUATOR - AUTOMATED	ELECTRIC MOTOR PNEUMATIC DOUBLE ACTING PNEUMATIC SPRING RETURN	

## Main Materials

BODY	ANSI CLASS 150	ANSI CLASS 300
	CARBON STEEL (A216-WCB) 316 SS (A351-CF8M)	
DISC	316 SS (A351-CF8M)	
STEM	17-4 PH SS (A564-630)	
SEAT	PTFE RTFE	
SHAFT BEARING	316 SS + RTFE IMPREGNATED	
PACKING SEAL	PTFE	

Additional materials available upon request.

## Seat Material and Rating

SEAT MATERIAL	RATING
PTFE	CLASS VI, BUBBLE TIGHT
RTFE	CLASS VI, BUBBLE TIGHT

### ABZ VALVES & CONTROLS, INC.

A Global Flow Technologies Company

P.O. Box 157 • 113 West Main • Madison, KS 66860

PHONE: 620-437-2440 • FAX: 620-437-2435

www.abzvalve.com • www.globalflowtech.com

info@abzvalve.com

The data presented in this bulletin is for general information only. Manufacture is not responsible for compatibility or acceptability of these products in relation to system requirements. Patents and Patents Pending in U.v. and foreign countries. All rights reserved. Printed in U.S.A. ABZ reserves the right to change product designs and specifications without notice. Copyright 2008.

